

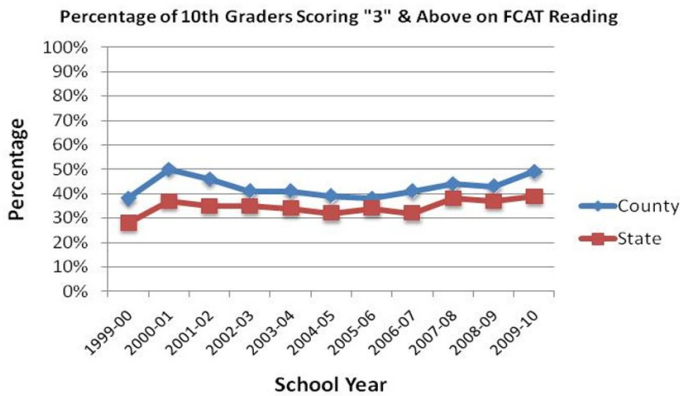
# Indicator: 10th Grade Reading Achievement

**Description:** Percentage of 10th grade students scoring a "3" & Above on FCAT Reading.

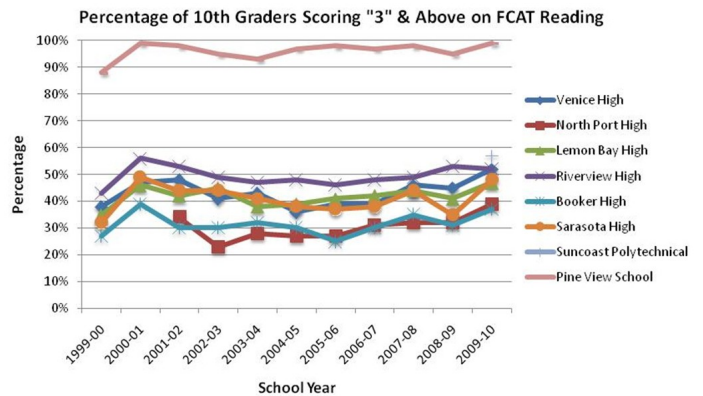
**Sources:** Florida Department of Education— Student Performance Results: Demographic Report—<https://app1.fdoe.org/FCATDemographics/Default.aspx>

**Caveats:** Data are only mapped for traditional public high schools (Grades 9-12) that have a corresponding school attendance zone. Pine View School & Suncoast Polytechnical High School are not shown on the maps. Lemon Bay High does not reside in Sarasota County, but is included because the school attendance zone draws from students within the southern portion of the county.

## County



## Within County

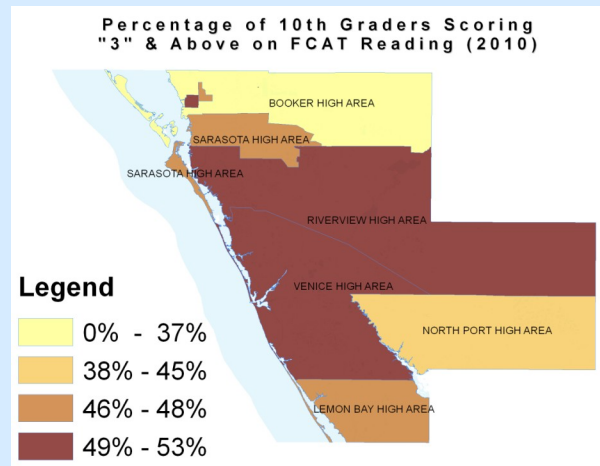
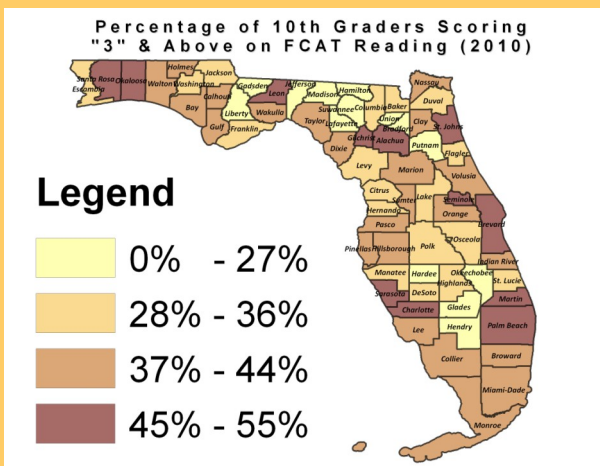


School	1999-00	2000-01	2001-02	2002-03	2003-04	2004-05
Venice High	38%	47%	48%	41%	43%	36%
North Port High	*	*	34%	23%	28%	27%
Lemon Bay High	35%	46%	42%	45%	38%	39%
Riverview High	43%	56%	53%	49%	47%	48%
Booker High	27%	39%	30%	30%	32%	30%
Sarasota High	32%	49%	44%	44%	41%	38%
Suncoast Polytechnical	*	*	*	*	*	*
Pine View School	88%	99%	98%	95%	93%	97%

School	2005-06	2006-07	2007-08	2008-09	2009-10
Venice High	39%	39%	46%	45%	52%
North Port High	27%	31%	32%	32%	39%
Lemon Bay High	41%	42%	44%	41%	47%
Riverview High	46%	48%	49%	53%	52%
Booker High	25%	30%	35%	31%	37%
Sarasota High	37%	38%	44%	35%	48%
Suncoast Polytechnical	*	*	*	*	57%
Pine View School	98%	97%	98%	95%	99%

\* = Missing

	1999-00	2000-01	2001-02	2002-03	2003-04	2004-05
County	38%	50%	46%	41%	41%	39%
State	28%	37%	35%	35%	34%	32%
	2005-06	2006-07	2007-08	2008-09	2009-10	
County	38%	41%	44%	43%	49%	
State	34%	32%	38%	37%	39%	



**Associated Indicators:**

**Patterns:**



# Indicator: 10th Grade Reading Achievement

Description: Percentage of 10th grade students scoring a "3" & Above on FCAT Reading.

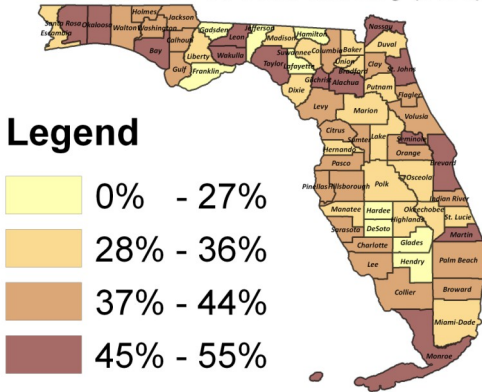
## Time Series

Past

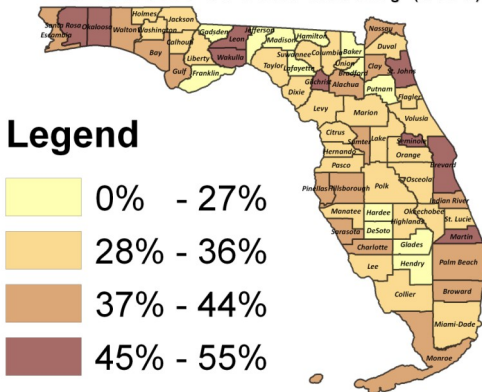
Present

### County

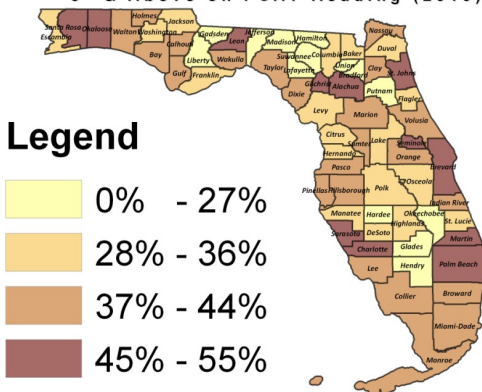
Percentage of 10th Graders Scoring "3" & Above on FCAT Reading (2008)



Percentage of 10th Graders Scoring "3" & Above on FCAT Reading (2009)

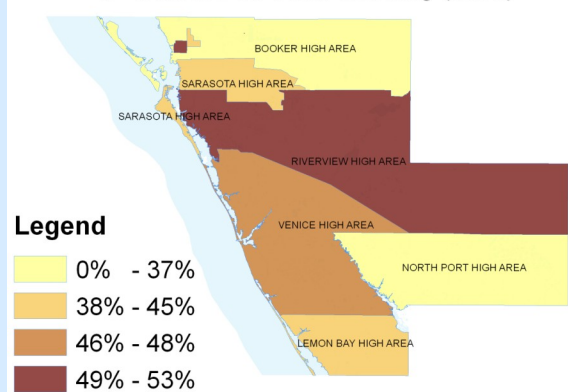


Percentage of 10th Graders Scoring "3" & Above on FCAT Reading (2010)

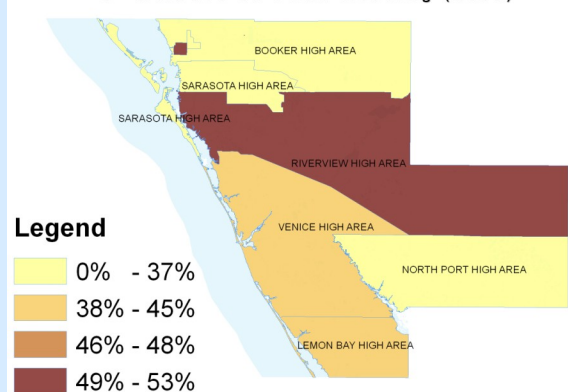


### Within County

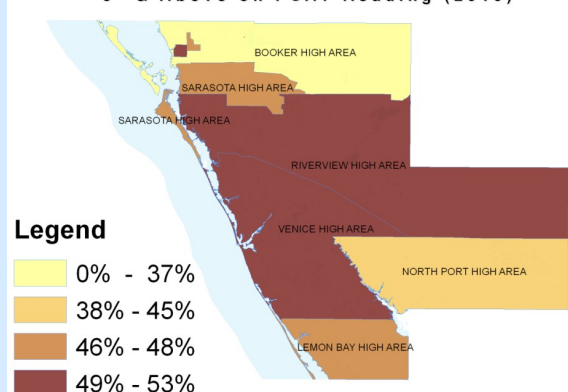
Percentage of 10th Graders Scoring "3" & Above on FCAT Reading (2008)



Percentage of 10th Graders Scoring "3" & Above on FCAT Reading (2009)



Percentage of 10th Graders Scoring "3" & Above on FCAT Reading (2010)



Other Learning Indicators: Academic Achievement, Kindergarten Readiness, School Stability, High School Graduation, Drop Out Rate, GED Tests, College Readiness, Recommendations for Expulsion, School Absenteeism, Disability Status, Gifted Status, Educational Attainment Level