

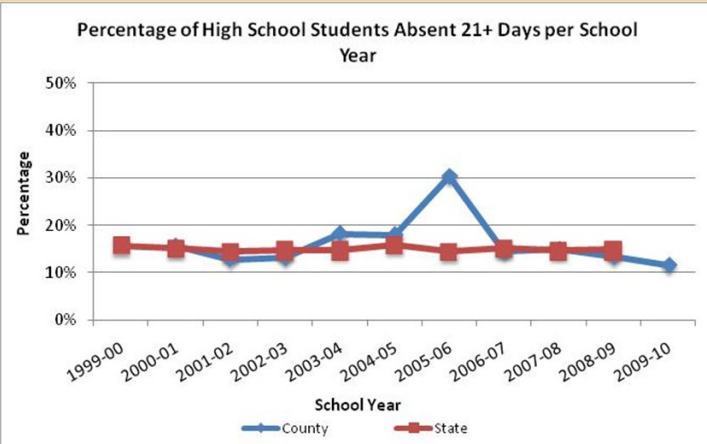
Indicator: High School Student Absenteeism

Description: Percentage of public high school students absent 21 days or more over the course of the school year.

Sources: Florida Department of Education—Education & Accountability Services—<http://www.fldoe.org/eias/eiaspubs/default.asp>

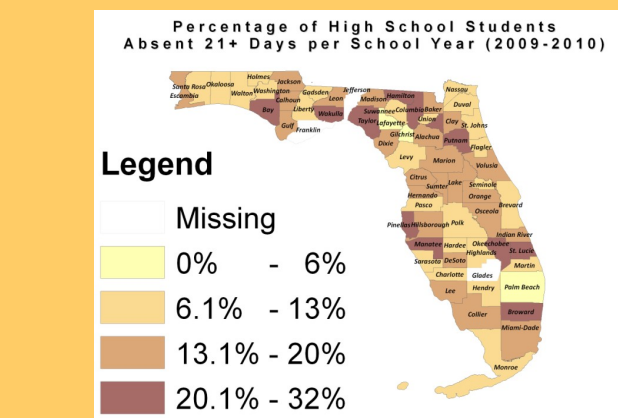
Caveats: Data are only mapped for traditional public high schools (Grades 9-12) that have a corresponding school attendance zone. Pine View School & Suncoast Polytechnical High School are not shown on the maps. Lemon Bay High does not reside in Sarasota County, but is included because the school attendance zone draws from students within the southern portion of the county. Franklin, Glades, & Jefferson counties do not have a high school that meets the criteria for a traditional public high school. Missing data is represented as white space on the maps presented below.

County



	1999-00	2000-01	2001-02	2002-03	2003-04	2004-05
County	*	15.7%	12.8%	13.1%	18.2%	18.0%
State	16.5%	15.7%	15.1%	14.5%	14.8%	14.8%
	2005-06	2006-07	2007-08	2008-09	2009-10	
County	30.4%	14.5%	14.9%	13.3%	11.6%	
State	15.9%	14.5%	15.1%	14.7%	14.9%	

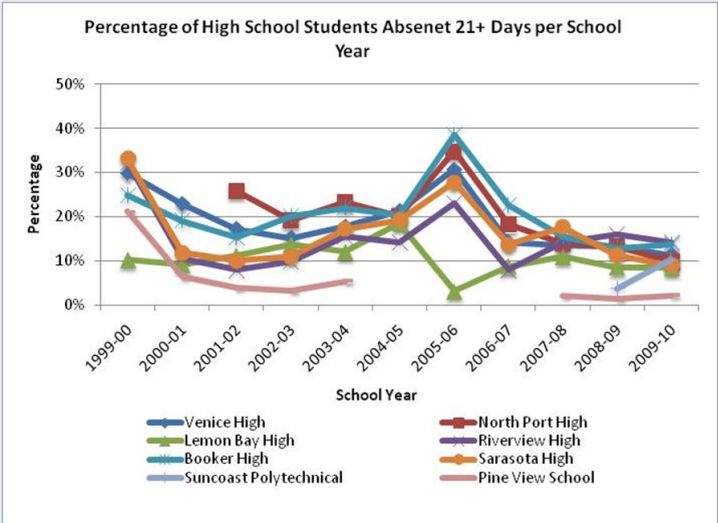
*Missing



Associated Indicators:

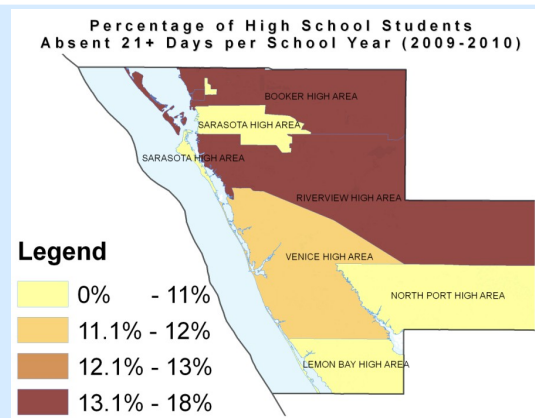
Patterns:

Within County



	1999-00	2000-01	2001-02	2002-03	2003-04	2004-05
Venice High	29.8%	22.9%	17.2%	15.1%	17.7%	21.3%
North Port High	*	*	25.9%	19.2%	23.2%	20.2%
Lemon Bay High	10.2%	9.1%	11.2%	13.7%	12.0%	18.5%
Riverview High	32.3%	10.5%	8.0%	9.8%	15.5%	14.2%
Booker High	24.8%	19.0%	15.3%	20.0%	22.0%	20.4%
Sarasota High	33.2%	11.8%	10.0%	10.9%	17.2%	19.2%
Suncoast Polytechnical	*	*	*	*	*	*
Pine View School	21.2%	6.3%	3.8%	3.2%	5.3%	*
	2005-06	2006-07	2007-08	2008-09	2009-10	
Venice High	30.7%	14.1%	13.5%	13.2%	11.3%	
North Port High	34.8%	18.2%	14.0%	13.2%	9.8%	
Lemon Bay High	3.2%	8.8%	10.9%	8.5%	8.4%	
Riverview High	23.0%	7.9%	14.1%	16.1%	14.1%	
Booker High	38.6%	22.5%	15.5%	12.9%	13.6%	
Sarasota High	27.8%	13.7%	17.6%	11.3%	9.0%	
Suncoast Polytechnical	*	*	*	3.7%	10.2%	
Pine View School	*	*	2.0%	1.4%	2.1%	

*Missing



Indicator: High School Student Absenteeism

Description: Percentage of public high school students absent 21 days or more over the course of the school year.

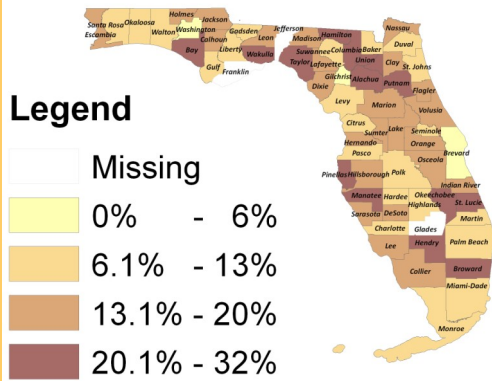
Time Series

Past

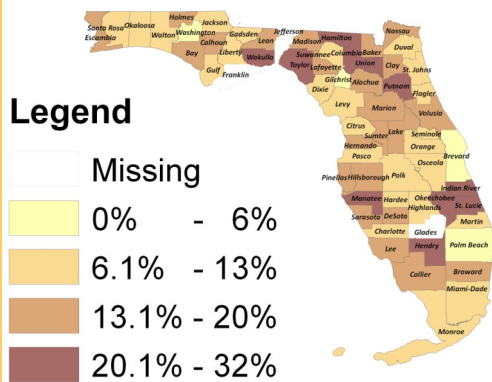
Present

County

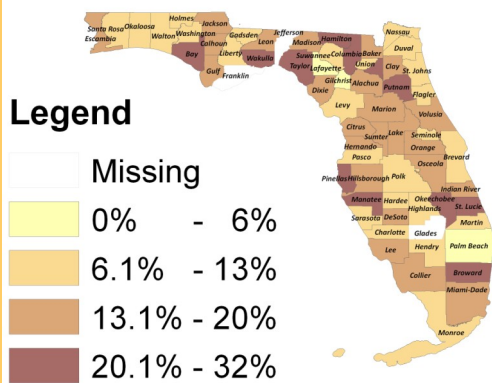
Percentage of High School Students Absent 21+ Days per School Year (2007-2008)



Percentage of High School Students Absent 21+ Days per School Year (2008-2009)

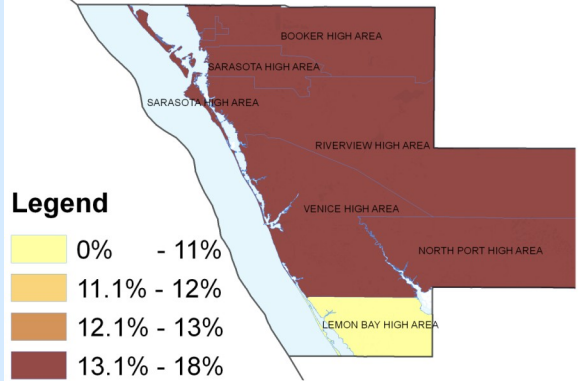


Percentage of High School Students Absent 21+ Days per School Year (2009-2010)

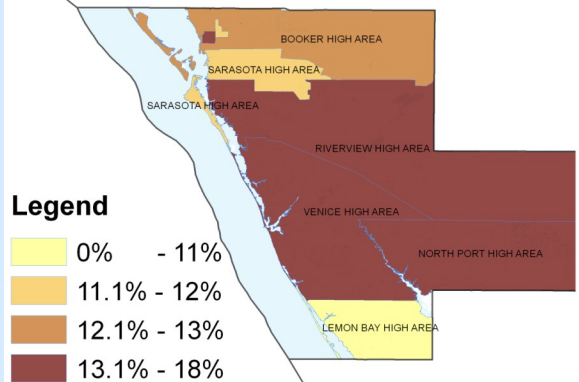


Within County

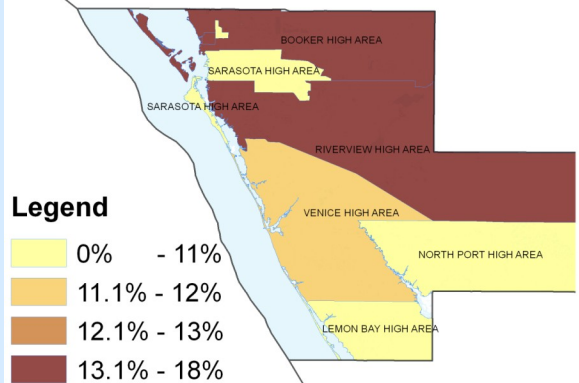
Percentage of High School Students Absent 21+ Days per School Year (2007-2008)



Percentage of High School Students Absent 21+ Days per School Year (2008-2009)



Percentage of High School Students Absent 21+ Days per School Year (2009-2010)



Other Learning Indicators: Academic Achievement, Kindergarten Readiness, School Stability, High School Graduation, Drop Out Rate, GED Tests, College Readiness, Recommendations for Expulsion, School Absenteeism, Disability Status, Gifted Status, Educational Attainment Level