

# Indicator: Newspaper Circulation

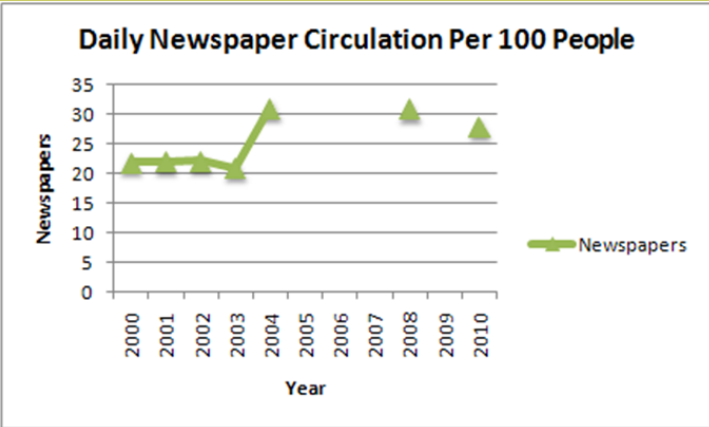
**Description:** Number of Herald-Tribune newspapers circulated on a given day per 100 people.

**Sources:** Audit Bureau of Circulations—US Newspaper Results <http://abcas3.accessabc.com/ecirc/newssearchus.asp>

**Caveats:** This rate is calculated based on using only the daily circulation rate of the Herald-Tribune, therefore caution must be used when drawing conclusions about the following circulation data. The Herald-Tribune was picked as a proxy for newspaper circulation among the other newspapers due to its tracking occurring under the Audit Bureau of Circulations. Missing data is presented as white space in the maps/charts.

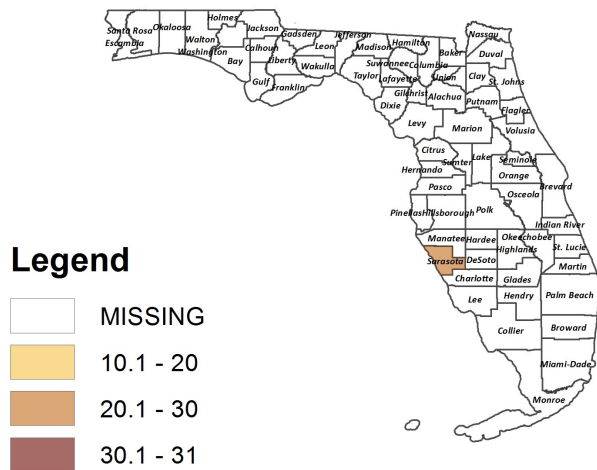
## County

## Within County



Year	2000	2001	2002	2003	2004	2005
Circulation	71,327	73,405	75,138	72,940	111,337	*
Daily Circulated Per 100	22	22	22	21	31	*
Year	2006	2007	2008	2009	2010	2011
Circulation	*	*	114,904	*	106,127	*
Daily Circulated Per 100	*	*	31	*	28	*

Daily Newspaper Circulation Per 100 By County (2010)



Associated Indicators:

Patterns:




# Indicator: Newspaper Circulation

Description: Number of Herald-Tribune newspapers circulated on a given day per 100 people.

## Time Series

### County

### Within County



Past

Present