

# Indicator: Race / Ethnicity — Black / African American

**Description:** Percentage of individuals who identify as “Black” or “African American.”

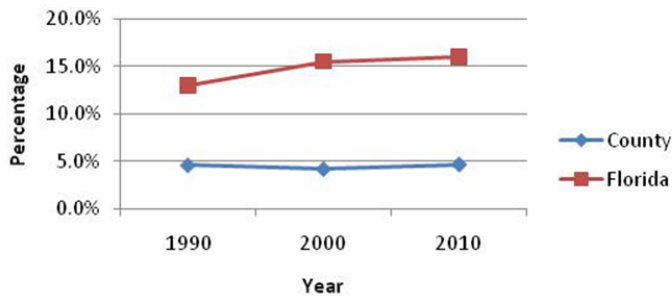
**Sources:** U.S. Census Bureau, 2010 Census Redistricting Data (Public Law 94-171) Summary File, Tables P1; U.S. Census Bureau, Census 2000 Summary File 1, Matrices P1; U.S. Census Bureau, 1990 Census Summary Tape File 1 (STF 1) – 100 percent data

**Caveats:** Redistricting efforts in 2010 deleted some of the previously designated census tracts from the year 2000.

## County

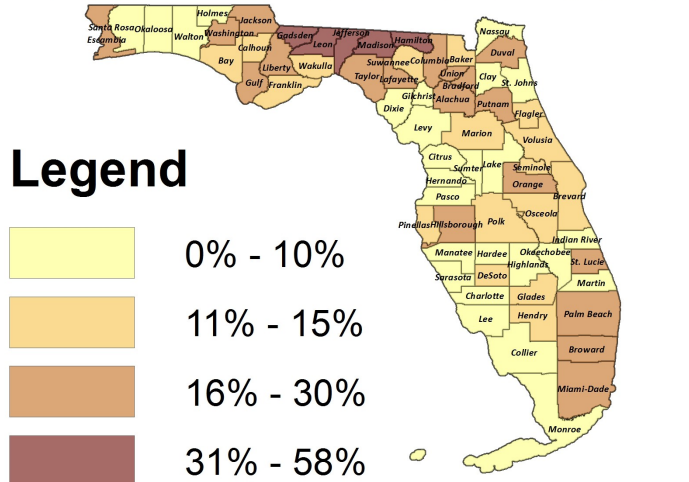
## Within County

People Who Identify as Black or African American

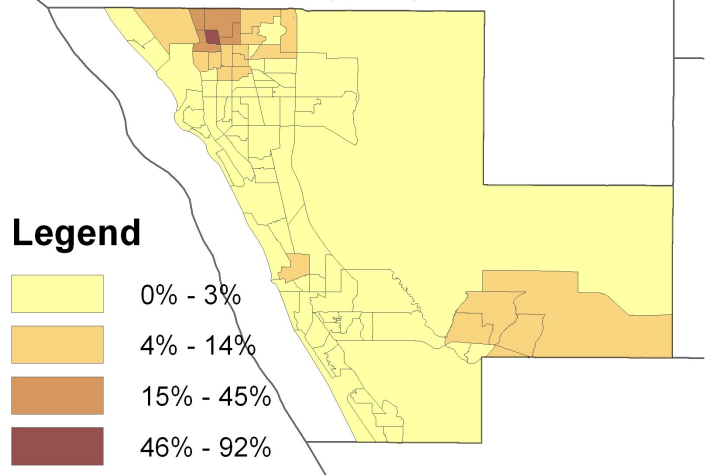


Year	1990	2000	2010
County	4.6%	4.2%	4.7%
Florida	13.0%	15.5%	16.0%

State of Florida Black/African American Population Percentage By County (2010)



Sarasota County Black/African American Population Percentage By Census Tract (2010)



Associated Indicators:

Patterns:

# Indicator: Race / Ethnicity — Black / African American

Description: Percentage of individuals who identify as “Black” or “African American.”

## Time Series

Past

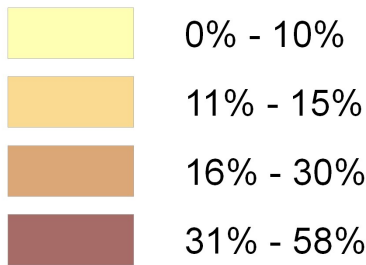
### County

### Within County

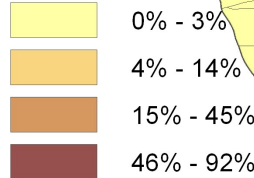
State of Florida Black/African American Population Percentage By County (2000)

Sarasota County Black/African American Population Percentage By Census Tract (2000)

#### Legend



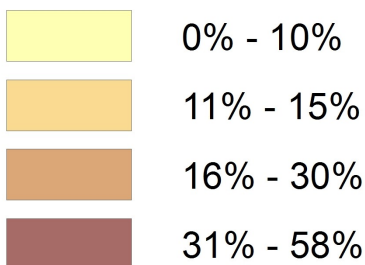
#### Legend



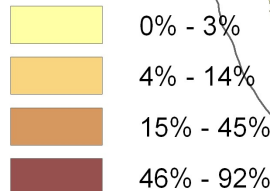
State of Florida Black/African American Population Percentage By County (2010)

Sarasota County Black/African American Population Percentage By Census Tract (2010)

#### Legend



#### Legend



Present

Other Demographic Indicators: Total Population, Age, Race/Ethnicity, Latino by Country of Origin, Gender, Language Spoken at Home, Households, Language spoken other than English