

# Indicator: Voter Registration

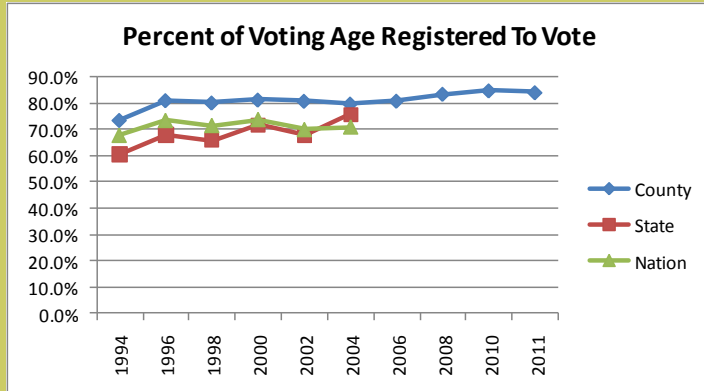
**Description:** Percentage of voting age individuals (at least 18 years of age) who are registered to vote.

**Sources:** County Registered Voters: Sarasota County Supervisor of Elections; State Registered Voters: State of Florida Election Commission, Registered Voters in General Election; Nation Registered Voters: Federal Election Commission -<http://www.srqelections.com/content.aspx?id=30>

**Caveats:** A registered individual might not actually vote. Convicted felons are not eligible to register to vote. Total Registered voters are shown in the maps; while percent is shown in the graph and table. Missing data is represented as white space on the chart presented below. The voting age population consists of people 18 years of age and older.

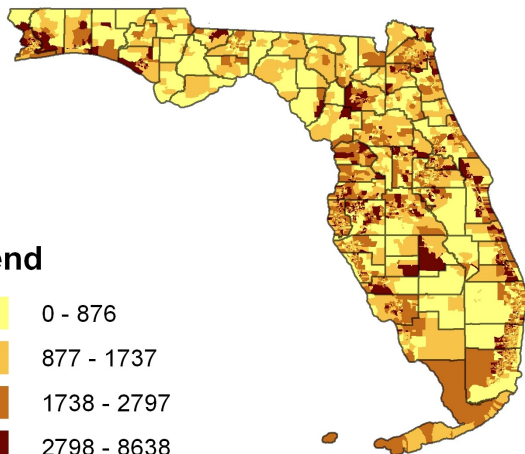
## County

## Within County



	1994	1996	1998	2000	2002
County	73.4%	81.0%	80.1%	81.3%	80.8%
State	60.4%	67.9%	65.8%	71.6%	67.6%
Nation	67.8%	73.5%	71.6%	73.8%	70.0%
	2004	2006	2008	2010	2011
County	79.7%	80.8%	83.5%	84.8%	84.1%
State	75.7%	*	*	*	*
Nation	71.0%	*	*	*	*

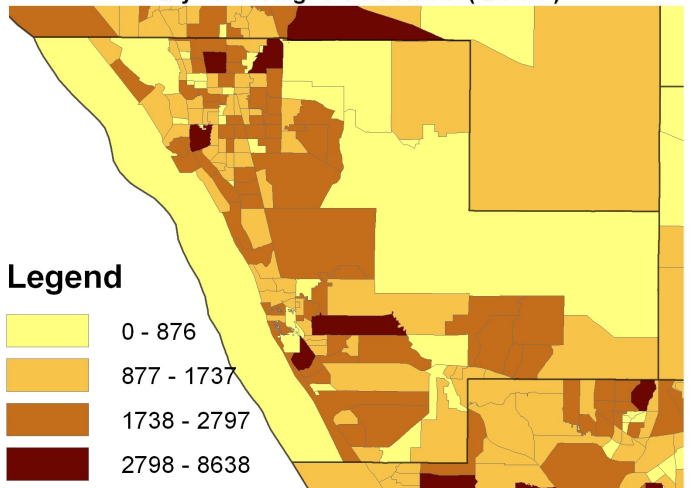
Florida Total Registered Voters By Voting Precinct (2000)



**Legend**

- 0 - 876
- 877 - 1737
- 1738 - 2797
- 2798 - 8638

Sarasota County Total Registered Voters By Voting Precinct (2000)



**Legend**

- 0 - 876
- 877 - 1737
- 1738 - 2797
- 2798 - 8638

Associated Indicators:

Patterns:



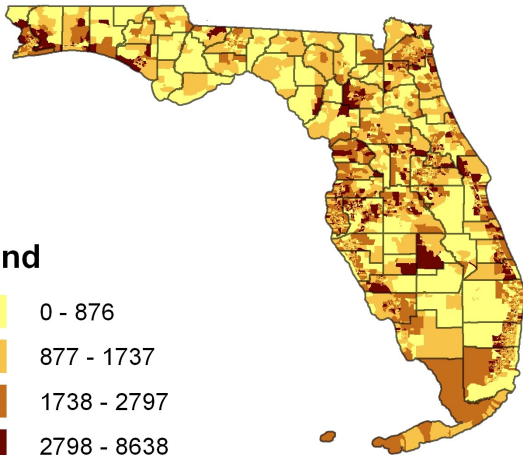
# Indicator: Voter Registration

Description: Percentage of voting age individuals (at least 18 years of age) who are registered to vote.

## Time Series

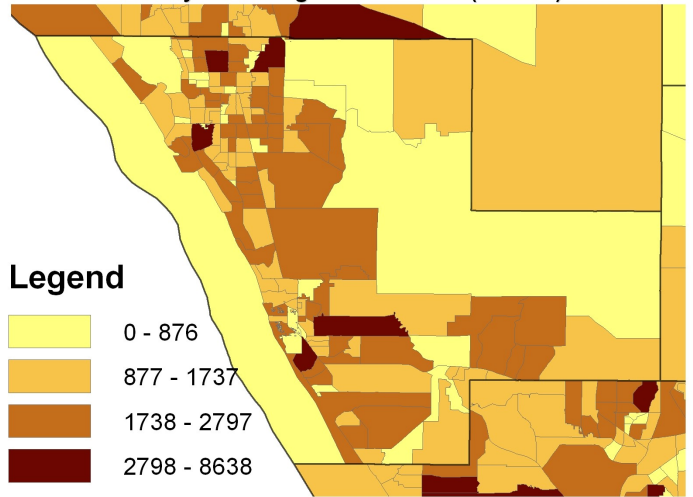
### County

Florida Total Registered Voters  
By Voting Precinct (2000)



### Within County

Sarasota County Total Registered Voters  
By Voting Precinct (2000)



Past

Present